

Isofield Alpha Kit DONNING INSTRUCTIONS

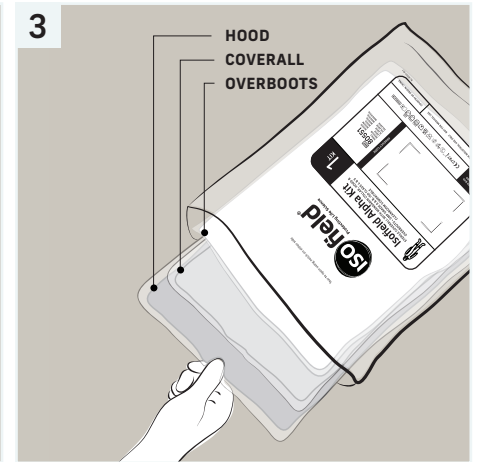
Sterile coverall with mandarin collar, hood & overboots



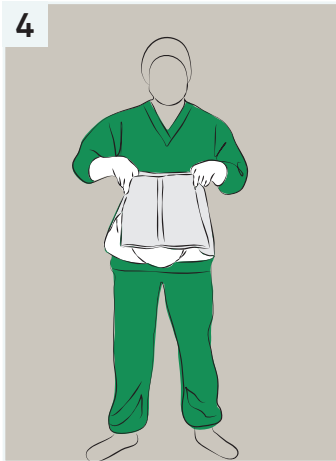
1 Inspect packaging to ensure vacuum seal is intact.



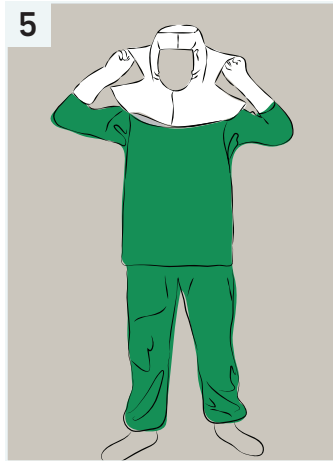
2 Tear the outer and inner bags using the notches provided.



3 Remove contents of inner bag ensuring hood is on top.



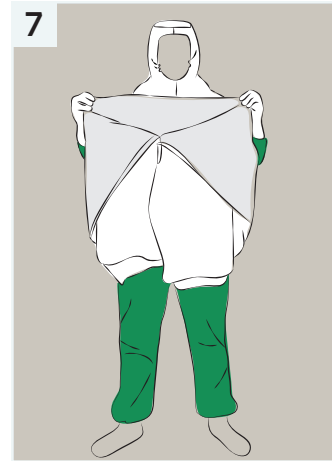
4 Touching only the inner surface, place hood over head and position carefully.




5 Pinch the underside of the hood's yoke and bring down to position neatly over shoulders.



6 Touching the inner surface, take the coverall and hold outwards, allowing the coverall legs to partially unfold.



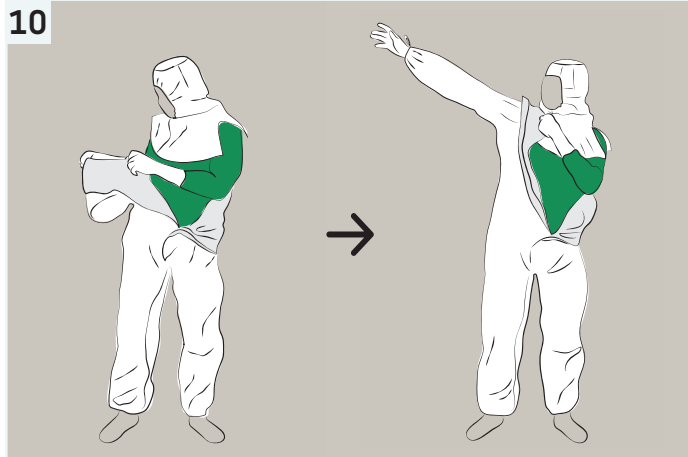
7 Ensure the coverall legs do not touch the floor.




8 Using dominant foot, insert carefully into leg opening allowing the inwardly folded leg to push out.



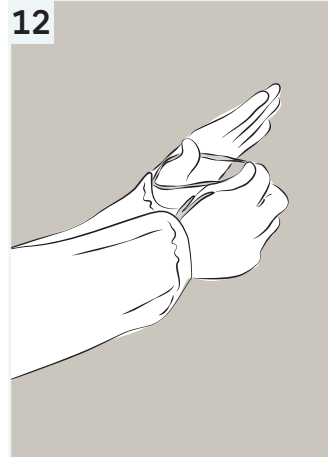
9 Repeat with other foot.



Touching only the inner surface, insert dominant hand into the arm opening, allowing the folded arm to push out.



Repeat with other hand.



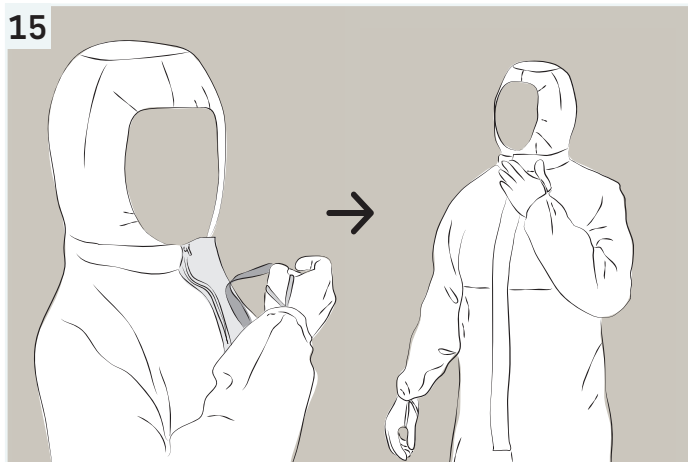
Attach thumb loops on both left and right hands.



Whilst standing, cross your legs to increase grasp and pull the zipper upwards.



Approaching the apex of the zipping cycle lift your chin to ensure zip travels to the top.



Remove the zip flap tape and secure to the coverall.



Tie mask, secure straps at head and neck, mold nose strip, ensure snug fit



Unfold and tie the top and bottom tapes.



Repeat with the other foot.



Check in mirror to ensure hood securely in place, yoke neatly inserted into coverall, and ties secured on booties.